

AMC-ANT-2JF0683P

5G NR flexible polymer (FPC) antenna

Features

- 5G NR:
 - 617 – 960 MHz
 - 1427 – 2690 MHz
 - 3300 – 5000 MHz
 - 5150 – 5925 MHz
- Self-adhesive
- Ultra Wideband
- High performance
- Flexible material
- Ground plane independent
- Dimensions – 90 x 14 x 0.2mm
- Customisable cable and connector



Certifications:



1. Antenna and Electrical Specifications

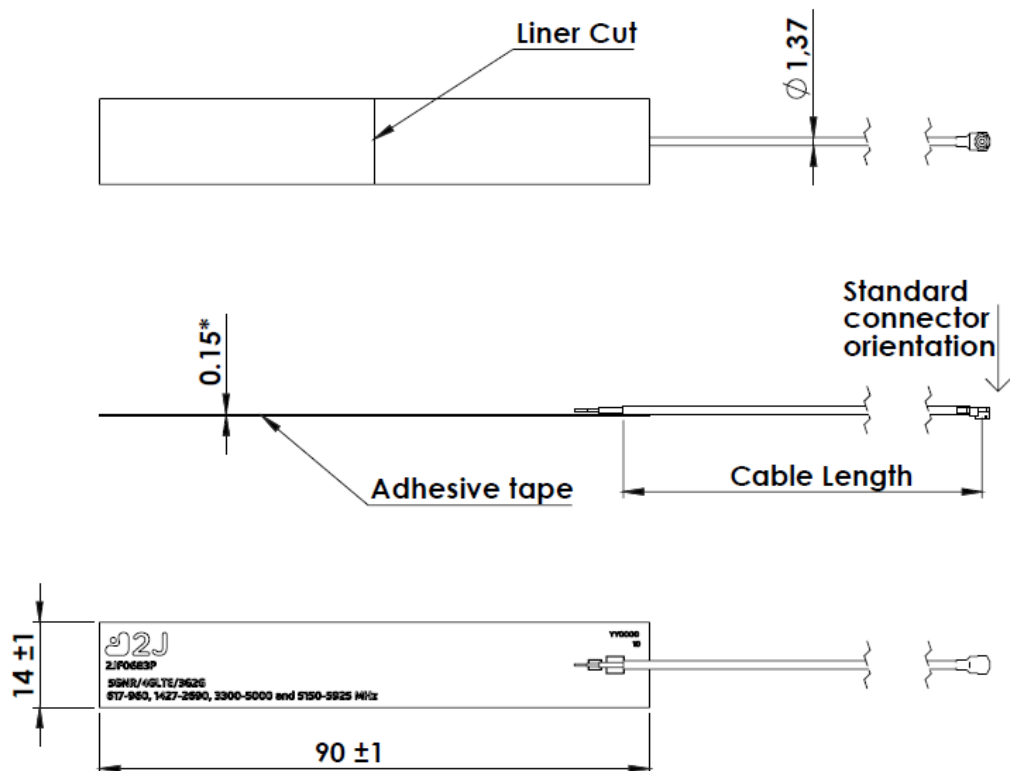
Parameters	5G NR Antenna			
Technologies	5G, 4G, 3G, 2G			
Standards	5G NR/4GLTE/FirstNet/CBRS/LPWA/CAT-X/CAT-Mx/CAT-NBx/NB-IoT/3G/2G			
Frequency (MHz)	617 - 960	1427 - 2690	3300 -5000	5150 - 5925
Band (MHz)	600, 700, 850, 900	1500, 1600, 1700, 1800, 1900, 2000, 2100, 2300, 2500, 2600	3300, 3500, 3600, 3700, 4500	5200, 5500, 5800
5G NR Bands	n5, n8, n12, n20, n28, n71, n81, n83	n1, n2, n3, n7, n25, n34, n38, n40, n41, n50, n51, n66, n70, n74, n75, n76, n80, n84, n86	n77, n78, n79	
4G LTE Bands	B5, B6, B8, B12, B13, B14, B17, B18, B19, B20, B26, B27, B28, B29, B44, B67, B68, B71, B85	B1, B2, B3, B4, B7, B9, B10, B11, B21, B23, B24, B25, B30, B32, B33, B34, B35, B36, B37, B38, B39, B40, B41, B45, B50, B51, B65, B66, B69, B70, B74, B75, B76	B22, B42, 43, B48, B49, B52	B46, B47, B252, B255
3G CELL Bands	B5, B6, B8, B12, B13, B14, B19, B20, B26	B1, B2, B3, B4, B7, B9, B10, B11, B21, B25, B32, B33, B34, B35, B36, B37, B38, B39, B40	B22	
2G CELL Bands	710, 750, 810T, 850, 900P, 900E, 900R	1800DCS, 1900PCS		
CDMA CELL Bands	BC0, BC2, BC3, BC7, BC9, BC10, BC12, BC18, BC19	BC1, BC4, BC6, BC8, BC13, BC14, BC15, BC16, BC20, BC21		
Return Loss (dB)	~-9.4	~-10.5	~-6.2	~-11.7
VSWR	~2.4:1	~2.2:1	~3.4:1	~1.9:1
Efficiency (%)	~45.3	~56.8	~42.1	~45.6
Peak Gain (dBi)	~0.1	~3.1	~2.1	~4.2
Average Gain (dBi)	~-3.6	~-2.5	~-3.8	~-3.5
Impedance (Ohms)	50			
Polarisation	Linear			
Radiation Pattern	Omni-directional			
Max Input Power (W)	25			
Connector Type	U.FL standard (other connectors available)			
Cable Length	180mm standard (other lengths available)			
Cable Type	1.37mm mini-coax standard (other cables available)			

Measurement Conditions:

- Mounted on 30 x 30 x 0.25cm ABS plate
- 180mm of 1.37mm mini-coax cable
- Measured in certified CTIA 3D Anechoic chamber

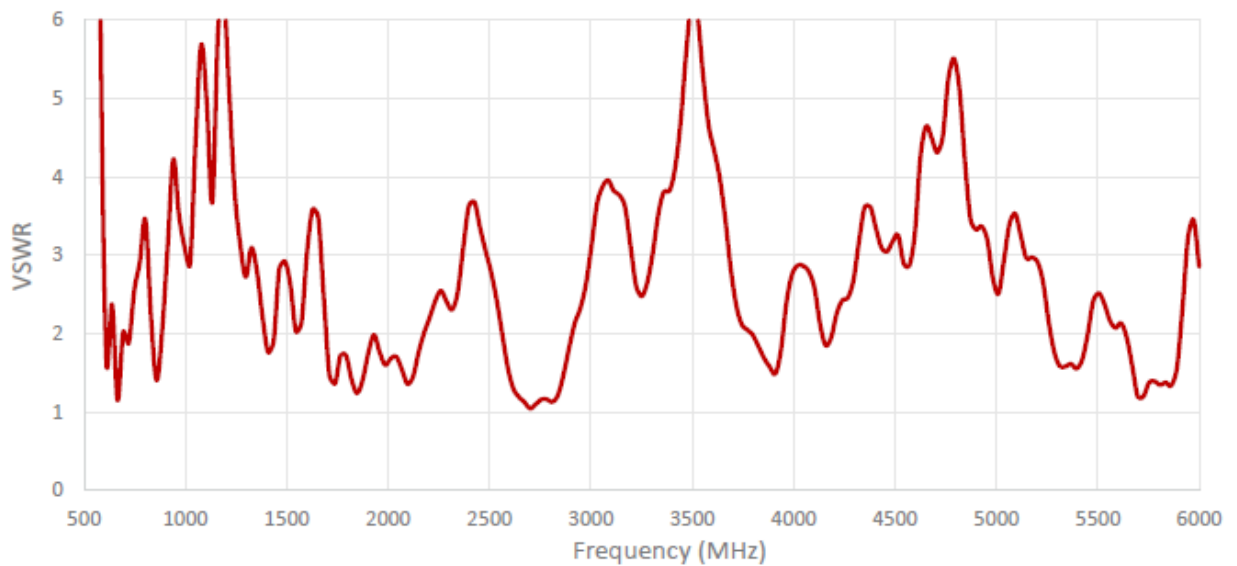
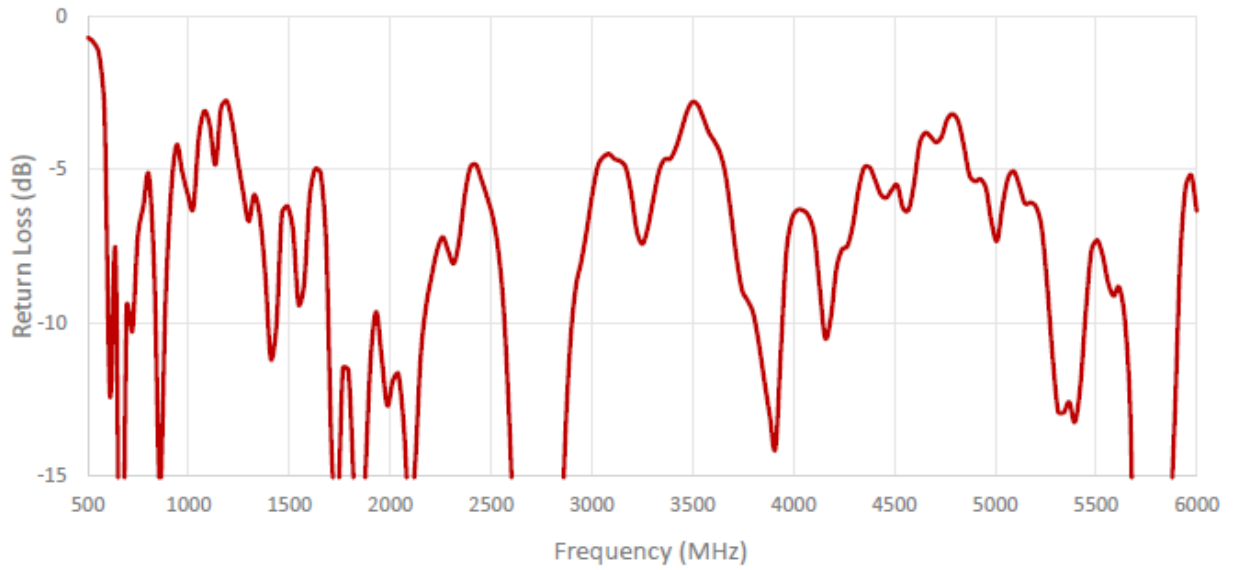
2. Mechanical and Environmental Specifications

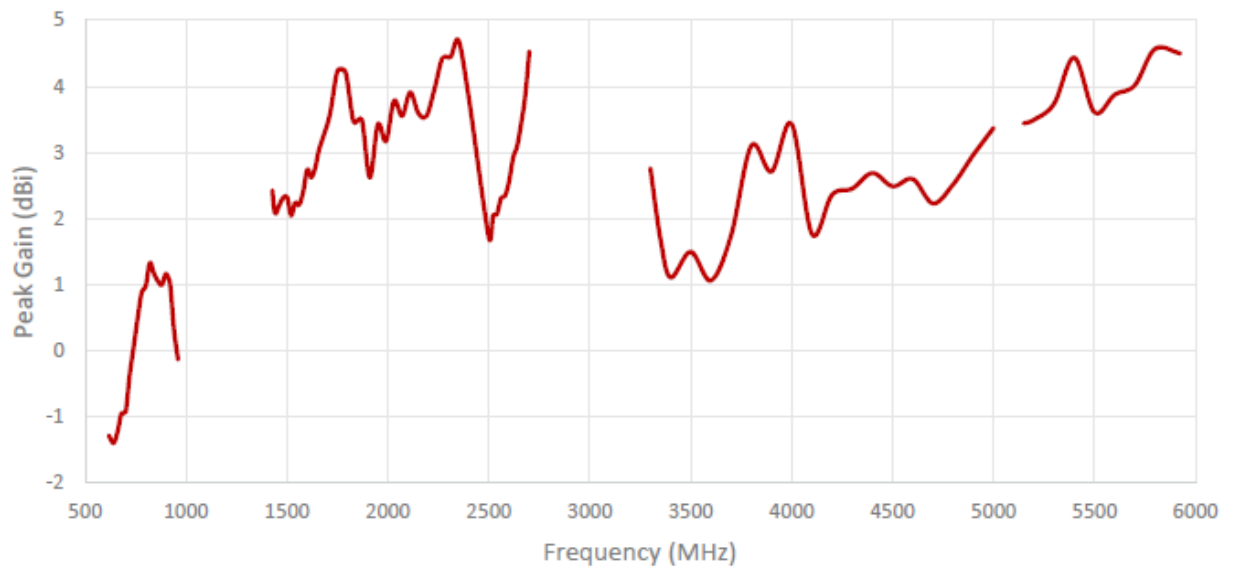
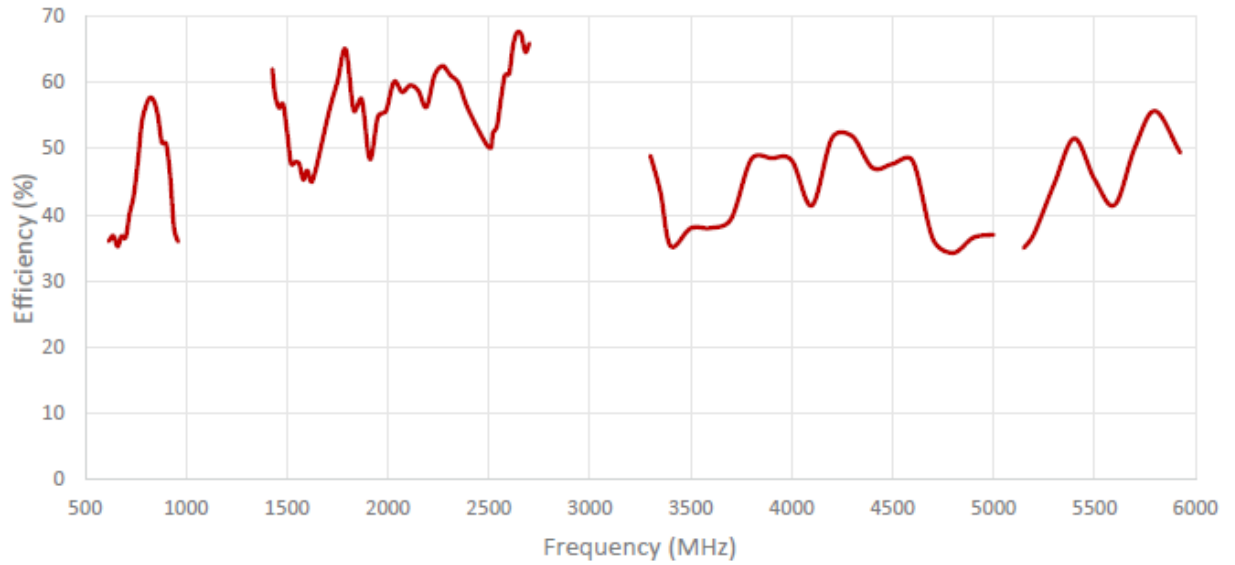
Mounting Type	Adhesive mount
Dimensions (mm)	90 x 14 x 0.2
Material	Flexible polymer
Colour	White
Operating Temperature (°C)	-40 to +85
Storage Temperature (°C)	-40 to +85
Substance Compliance	RoHS

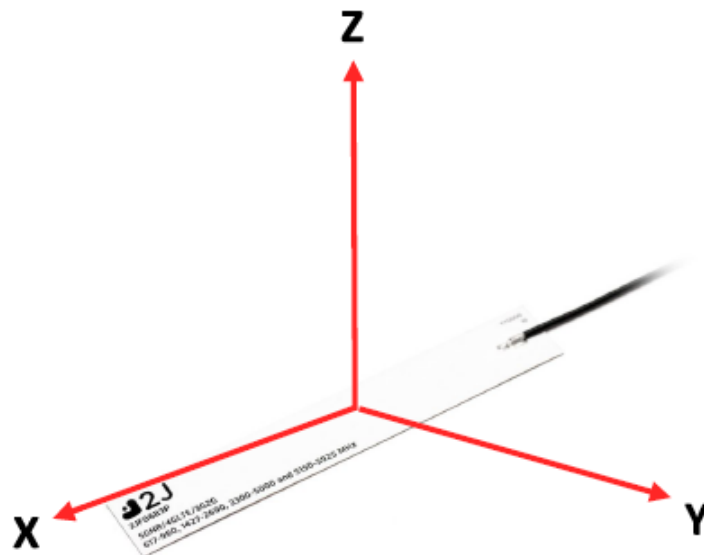
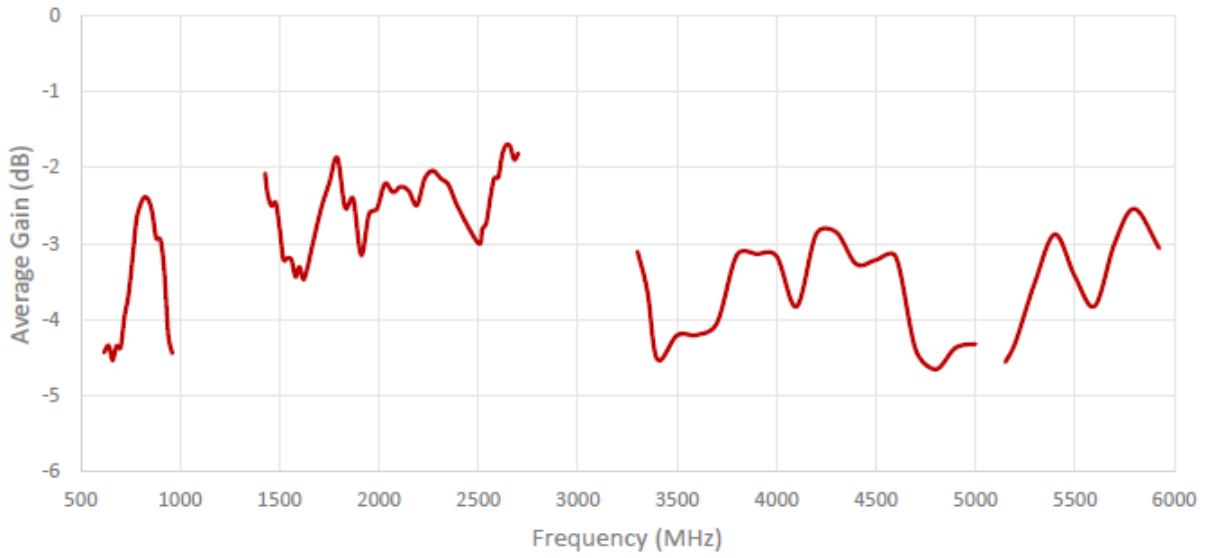


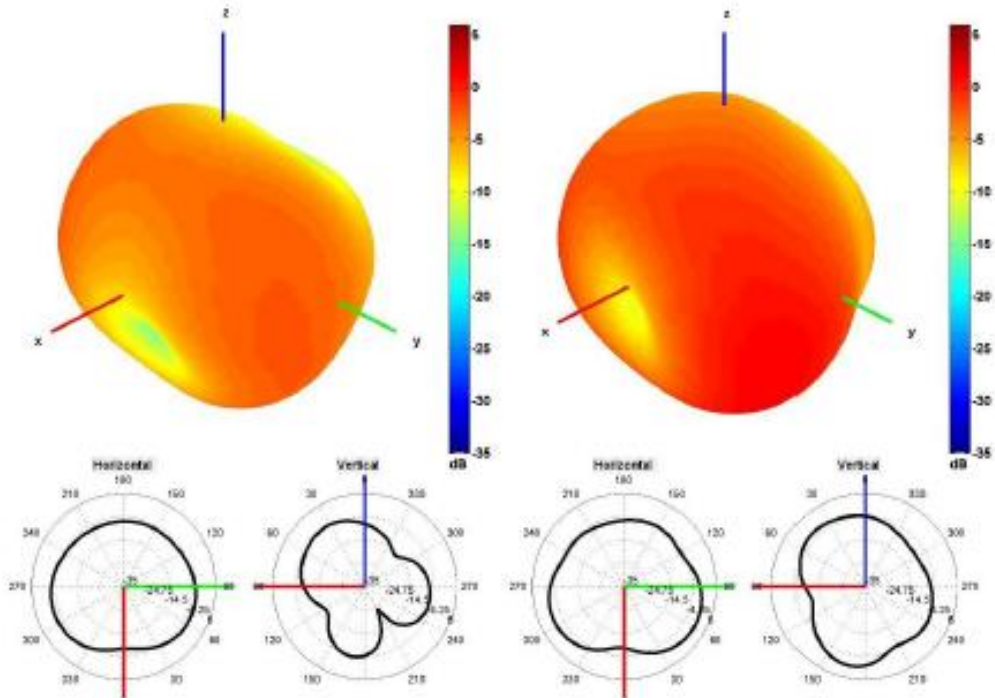
*PCB thickness without Adhesive and Liner

3. Antenna Parameters

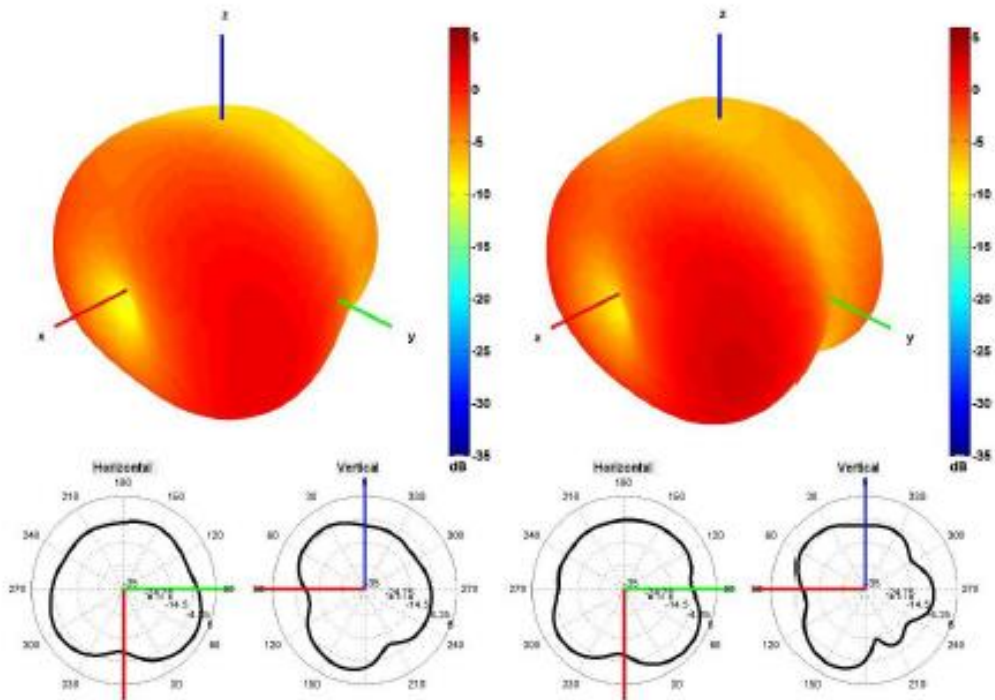




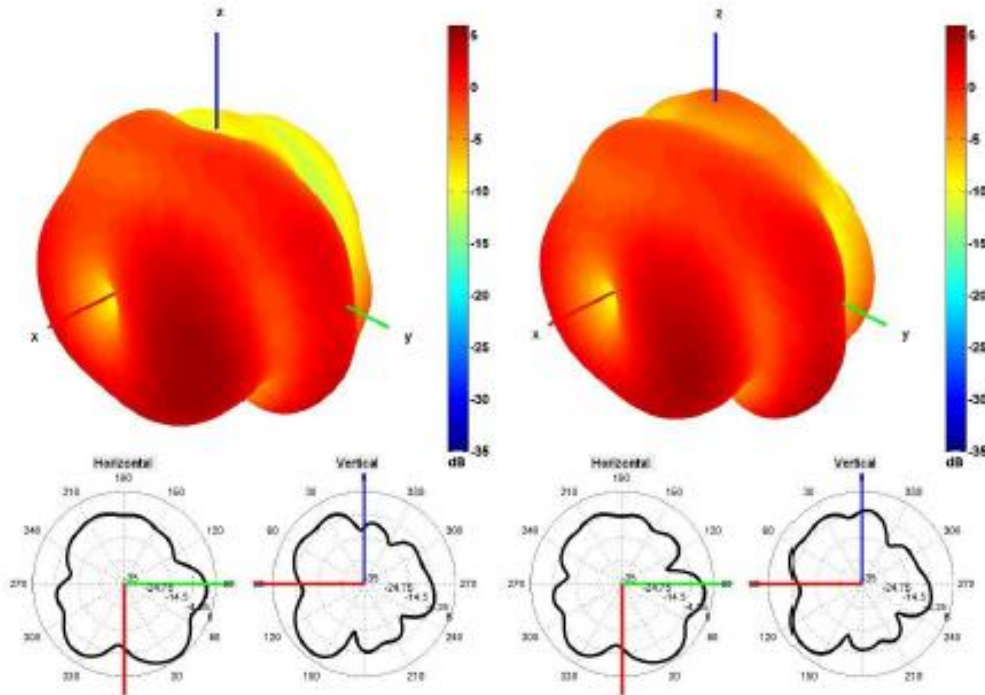




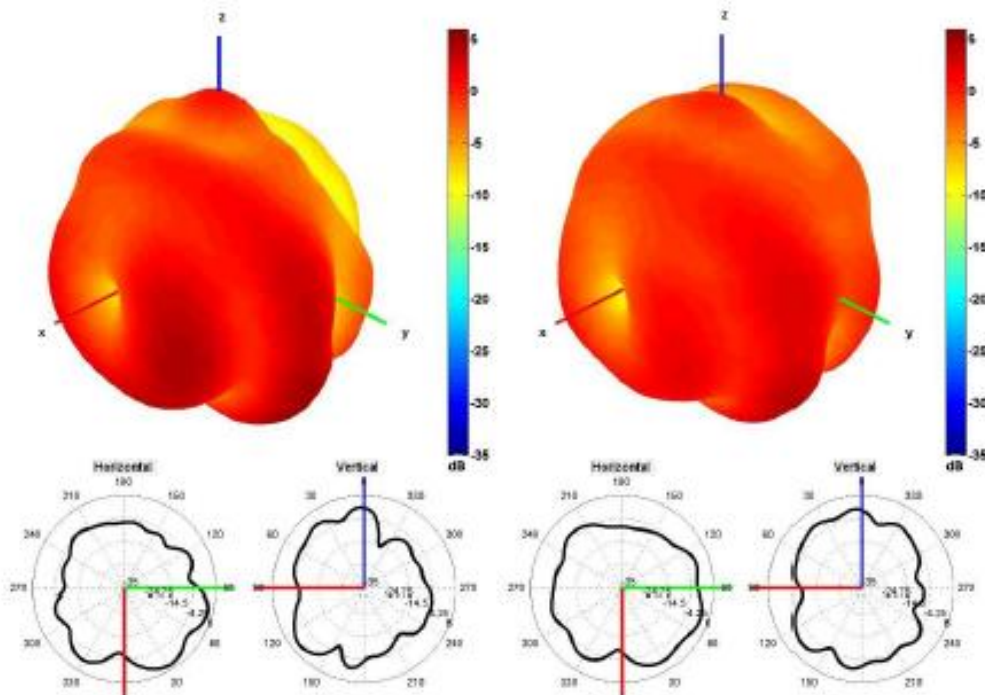
650 and 750 MHz Radiation pattern



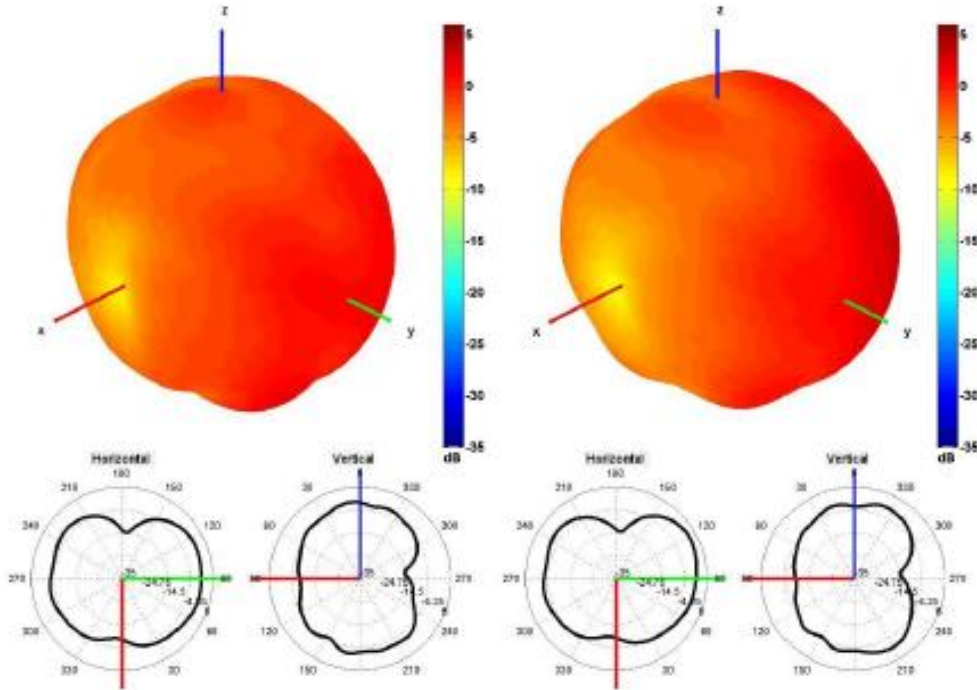
850 and 940 MHz Radiation pattern



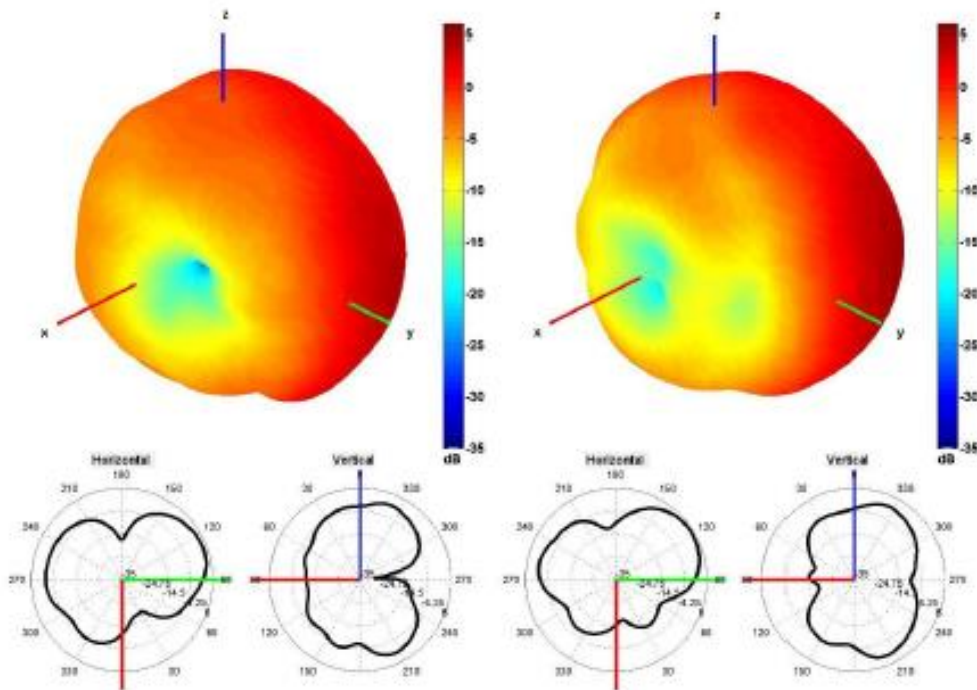
1500 and 1600 MHz Radiation pattern



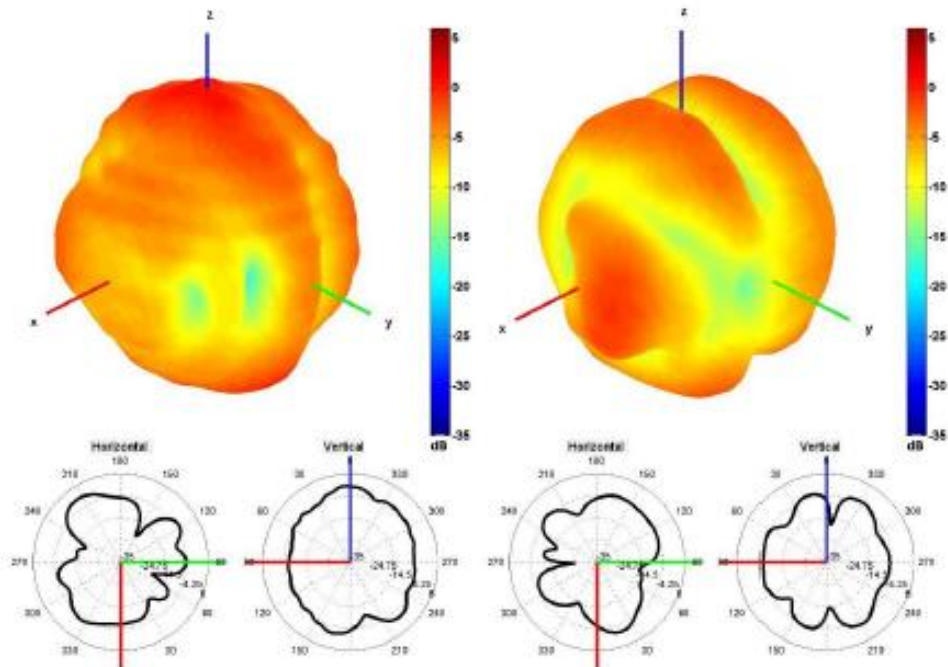
1750 and 1850 MHz Radiation pattern



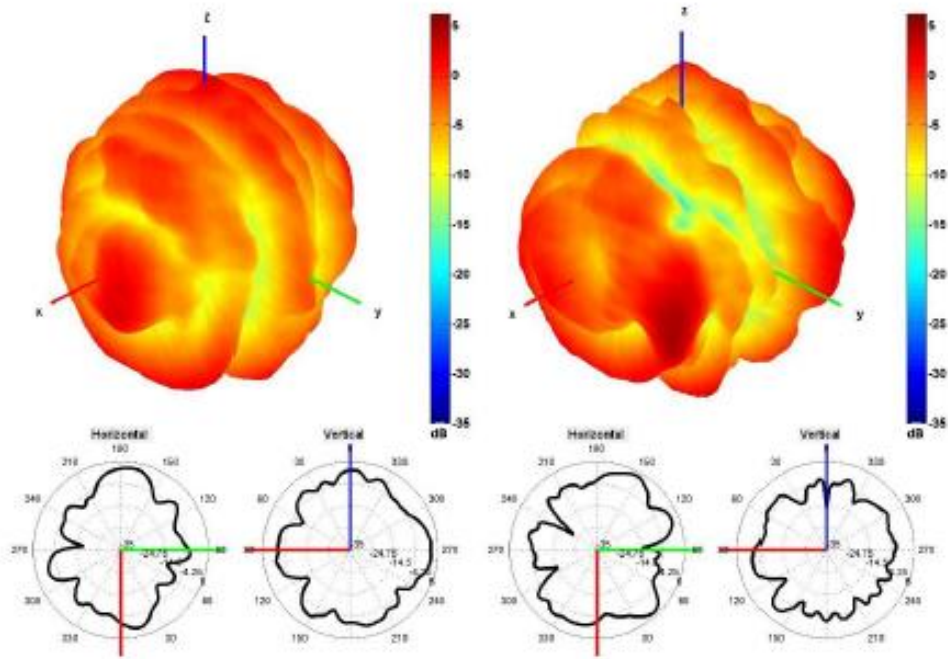
1950 and 2100 MHz Radiation pattern



2350 and 2600 MHz Radiation pattern



3350 and 3600 MHz Radiation pattern



4500 and 5500 MHz Radiation pattern